

Using RAP data to inform teaching and assessment in Legal Studies

Monica Craft

Jo McFarland

Liesl Williamson

Senior Project Officers

Quality in Credentialling



NESA acknowledges and pays respects to the past, present and future Traditional Custodians and Elders of NSW and the continuation of cultural, spiritual and educational practices of Aboriginal and Torres Strait Islander Peoples.

We pay our respects to Elders past, present and emerging.



Unpacking the HSC 2022 Legal Studies exam using RAP

The Results Analysis Package (RAP) is designed to support teachers and principals in analysing the Stage 5, Preliminary and Higher School Certificate results of their students, and enables them to display a range of tables and graphs in relation to this data.

School HSC Data Contains functions that assist the investigation of HSC results at a whole school level within a school. This information is particularly useful for school executive to analyse the student assessment data for evaluating teaching and learning.



Results Analysis Package Home

[Query](#) [Help](#) [Site map](#) [Log off](#)

School HSC Data



Principal's Results List



The Principal's Results List shows student's individual HSC results for each course

School Group Statistics



This report compares the School Assessments Marks (S.A.), Moderated Assessments marks (M.A.), Examination Marks (E.M.) School mean and standard deviation (S.D.) for course(s).

Band Analysis



Band Analysis shows the percentage of students in each performance band in a particular test or examination.

Band Analysis Table



Band Analysis shows the percentage of students in each performance band in a particular test or examination.

Band History



Band History shows the percentage of students in each band in a particular in a course over time.

Course Band Table



The Course Band Table shows the number of results in each HSC Performance Band for each course at the school. **NEW**

Band Summary Table



Band Summary Table displays the number and percentage of students in Performance Bands both in the school and state for a particular course.

Course Frequency Distribution Tables



Course Frequency Distribution Table is a summary of the results of the School Assessments, the Moderated Assessment, Examination or HSC Marks for a particular course in terms of the frequency of mark allocation.

Course Report Analysis



This table enables the comparison of student performance within a course at both school and state level.

Frequency Distribution of Marks



Mark Frequency Distribution Table is a summary of the results of the School Assessments, the Moderated Assessment, Examination or HSC Marks for a particular course in terms of the frequency of mark allocation.

Mark Comparison



Mark Comparison compares the distribution of School Assessment, Moderated Assessment, Examination Marks and the HSC Mark for course(s).

School Assessment v Examination



School Assessment v Examination displays a scatter graph of examination marks/ranks for a course plotted against the school assessment mark/ranks for the school candidature in the selected course(s).

State v School HSC Mark Distribution



State vs School Mark Distribution compares the HSC mark distribution of a particular course at both school and state level. **NEW**

Students By Course Table



Students By Course Table displays in student number order, the students presenting for a particular course within the school.

Z-Score Analysis



A z-score measures the distance measured in standard deviations that a score is from the mean. Therefore the z-score analysis shows a school's performance relative to the state mean in each selected course.

Course HSC Data



The Results Analysis Package (RAP) is designed to support teachers and principals in analysing the Stage 5, Preliminary and Higher School Certificate results of their students, and enables them to display a range of tables and graphs in relation to this data.

Course HSC Data contains functions to assist the investigation of HSC results at an individual student level within a school. This information is particularly useful for teachers to analyse the student assessment data to inform their teaching and learning practices.

Components Report



This report indicates how each individual student has performed across the different components of the examination. Specific information concerning the school mean and frequency distribution of specific components can be found in item analysis.

Examination Analysis



Examination Analysis shows the difference between the school and state means on examination sections/components. **NEW**

Item Analysis



Item Analysis displays the mean mark for a particular course and selected question achieved by your school group and by the state cohort.

Item Analysis Table



This table displays the mean mark for a particular course and selected question achieved by your school group and by the state cohort.

Multiple Choice Analysis



Multiple Choice Analysis displays the number and the percentage of students choosing each answer for both your school and the state.

Multiple Choice Analysis by Band



Multiple Choice Analysis displays the number and the percentage of students choosing each answer for both your school and the state. By band.

Select a RAP view

Course HSC Data

- [RAP Home Page](#)
- [Components Report](#)
- [Examination Analysis](#)
- [Item Analysis](#)
- [Item Analysis Table](#)
- [Multiple Choice Analysis](#)
- [Multiple Choice Analysis by Band](#)

Assess most pressing sections

RAP Examination Analysis

2022

▼

Higher School Certificate

▼

Legal Studies (15220)

▼

Chart Type

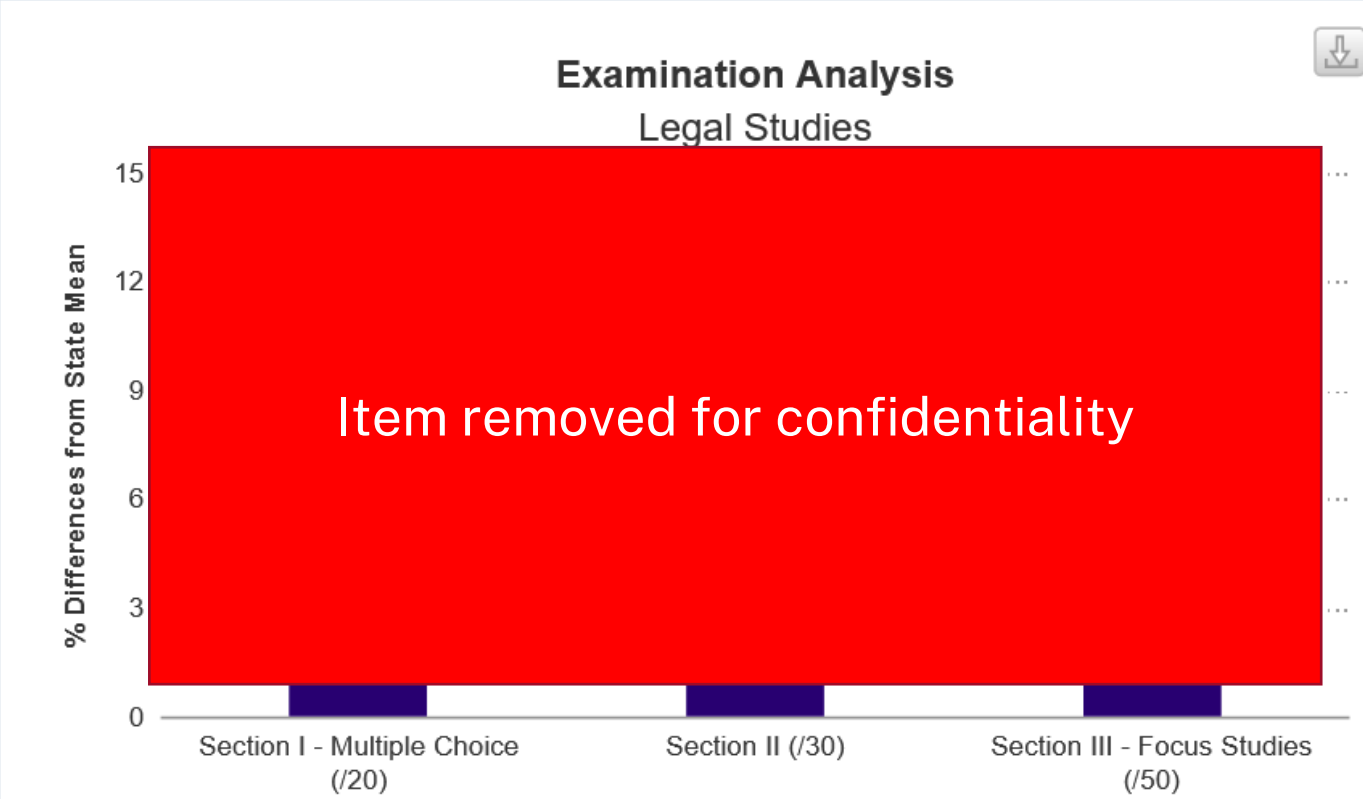
2D Bar ▼

 Chart Size

500 x 300 ▼

 Chart Theme

NESA ▼



Case Study 1:
Issue - Multiple Choice

Identify content areas for attention

RAP Multiple Choice Analysis

[Help](#) [Site map](#) [Log off](#)

2022

Higher School Certificate

[open in window](#)

Legal Studies (15220)

Chart Type2D Bar

Chart Size500 x 300

Chart ThemeNESA

Select a question:1previous | next



Multiple Choice Analysis
Legal Studies Question: 1



State School

In the table the colour GREEN against a response shows the correct answer.

Choice	State	%	School	%	State	School
A	Item removed for confidentiality					
B						
C						
D						
N						

2022



Higher School Certificate


[open](#)

Legal Studies (15220)



Chart Type

2D Bar

Chart Size

500 x 300

Chart Theme

NESA

Select a question:

1

Multiple Choice Analysis by Band

Legal Studies Question 1



A B C D N

1 In which court does a police prosecutor present a case?

- A. District
- B. High
- C. Local
- D. Supreme

RAP Show Student Question Mark Details

Legal Studies 2 unit (15220)

1

Mark: 0.00

Student Number	Name
12345678	Surname, First name

RAP Item Analysis

2022

Higher School Certificate

[open in window](#) ?

All students

Legal Studies (15220)

Chart Type

2D Bar

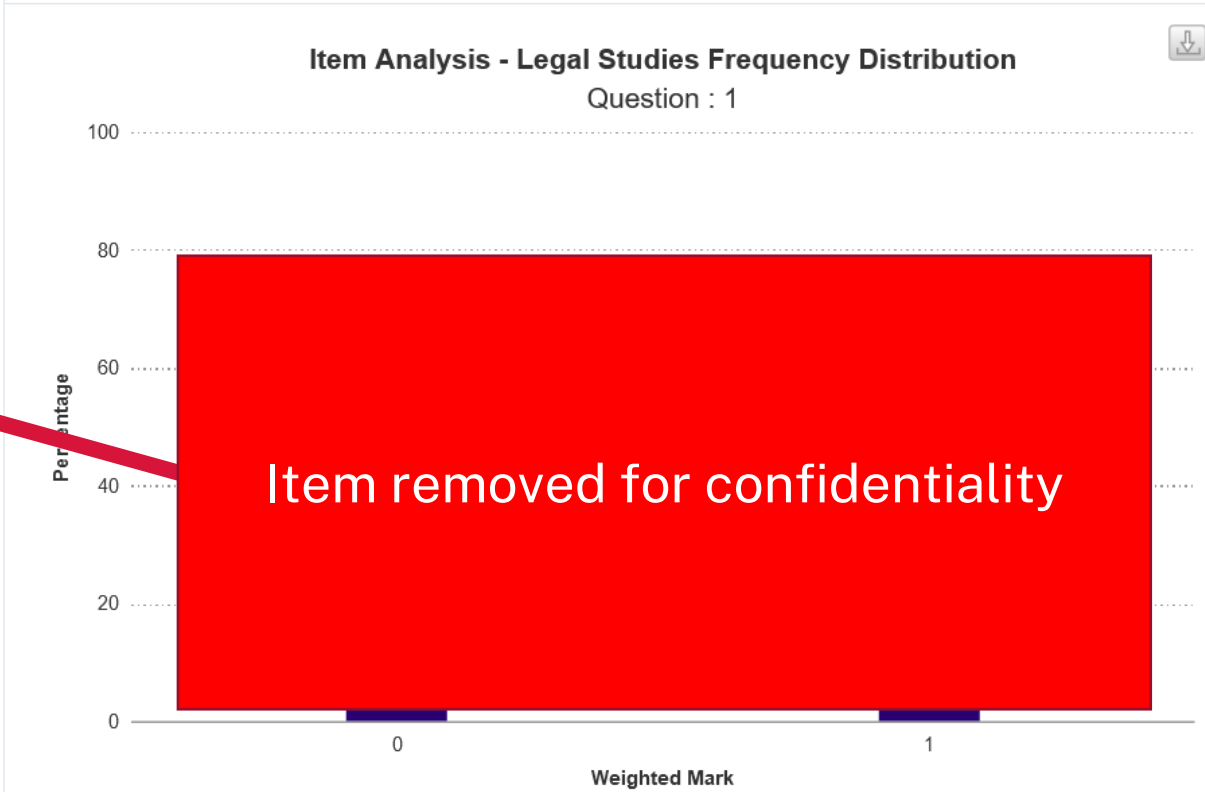
Chart Size

600 x 400

View Type

F.D.

Select a question: 1 previous | next



Identify content areas for attention

RAP Multiple Choice Analysis

[Help](#) [Site map](#) [Log off](#)

2022

Higher School Certificate

open in window

Legal Studies (15220)

Chart Type2D Bar

Chart Size600 x 400

Chart ThemeNESA

Select a question:14previous | next

Multiple Choice Analysis

Legal Studies Question: 14

Percentage of Students

70

56

42

28

14

0

A

B

C

D

N

Item removed for confidentiality

State

School

In the table the colour GREEN against a response shows the correct answer.

Choice	State	%	School	%	State	School
A	Item removed for confidentiality					
B						
C						
D						
N						

14 Why is the availability of Legal Aid important in the criminal justice system?

- A. It assists the judge in a sentencing decision.
- B. It allows the accused to represent themselves.
- C. It supports the accused to seek legal representation.
- D. It ensures that both sides have access to equal resources.

RAP Multiple Choice Analysis by Band

[Help](#) [Site map](#) [Log off](#)

2022



Higher School Certificate



[open in window](#) ⓘ

Legal Studies (15220)



Chart Type

2D Bar

Chart Size

700 x 400

Chart Theme

NESA

Select a question: 14 [previous](#) |

Multiple Choice Analysis by Band



A B C D N

The most challenging multiple choice questions

1 In which court does a police prosecutor present a case?

- A. District
- B. High
- C. Local
- D. Supreme

11 Which of the following is NOT covered by the International Covenant on Economic, Social and Cultural Rights (1976)?

- A. Fair wages
- B. Primary education
- C. Freedom of movement
- D. An adequate standard of living

14 Why is the availability of Legal Aid important in the criminal justice system?

- A. It assists the judge in a sentencing decision.
- B. It allows the accused to represent themselves.
- C. It supports the accused to seek legal representation.
- D. It ensures that both sides have access to equal resources.

16 Which of the following is an argument for Australia having a Charter of Rights?

- A. The rights of all groups will be ensured.
- B. Australia will be aligned with other democracies.
- C. Unelected judges will have power to make political decisions.
- D. The Australian Human Rights Commission will have the authority to amend legislation.

19 A soldier accused of war crimes is detained in their country of birth. The country is a signatory to the Rome Statute and has a permanent judicial system.

In which court will the soldier most likely be tried?

- A. A court in a neutral country
- B. The International Criminal Court
- C. The International Court of Justice
- D. A court in the soldier's country of origin

Preparing for the HSC

– NESAs study and exam resources

[NESA home](#) > [Year 11 – Year 12](#) > [HSC](#) > [Student guide](#)

HSC

- About ▾
- Subject selection ▾
- Key dates and exam timetables ▾
- Student guide** ▴
- Student wellbeing
- Taking HSC exams
- Glossary of Key Words
- Rules and processes ▾
- HSC: All My One Week ▾

Student Guide



Study and exam resources

- [Past exam papers](#) which include marking guidelines and marker notes.
- [Syllabus pages](#) which contain:

HSC Study Guide



Student wellbeing

[Home](#) > [Student wellbeing](#) > [Stay healthy HSC](#) > [HSC exam tips - on exam day](#)

Resources

HSC exam tips - on exam day










Preparing for the HSC

– NESAs study and exam resources

HSC hub

Please visit the [NSW floods: advice and resources page](#) on NESAs website if you have been impacted by the floods.

Welcome to the HSC hub

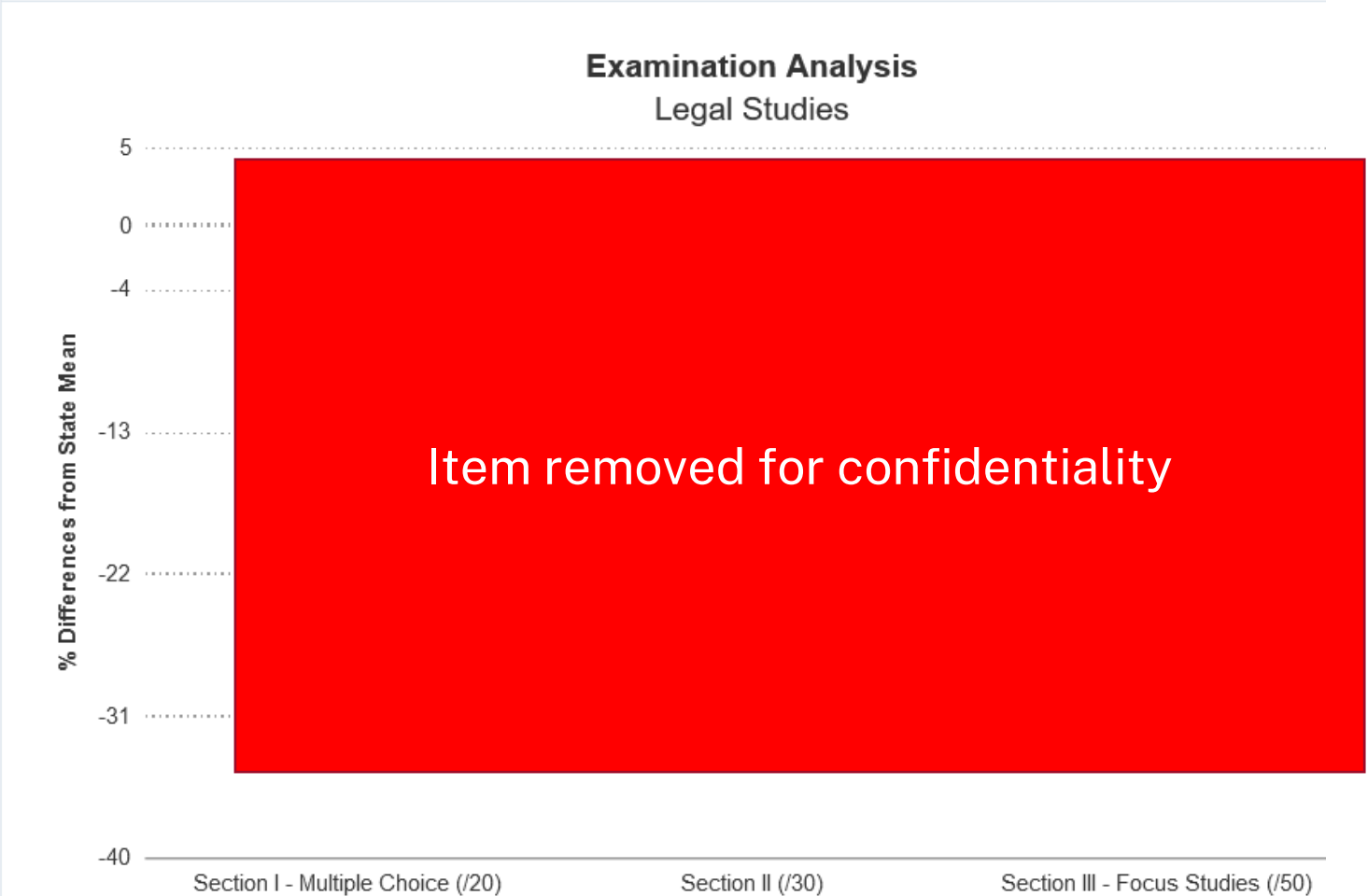
 Creative arts	 English	 HSIE
 Languages	 Mathematics	 PDHPE
 Science	 TAS	 VET

RAP Examination Analysis

2022 Higher School Certificate

Legal Studies (15220)

Chart Type 2D Bar Chart Size 600 x 400 Chart Theme NESAS



Case Study 2:
Identifying multiple issues

2022



Higher School Certificate



[open in window](#) ⓘ

Legal Studies (15220)



Chart Type

2D Bar

Chart Size

600 x 400

View Type

Mean

Select a question:

30a

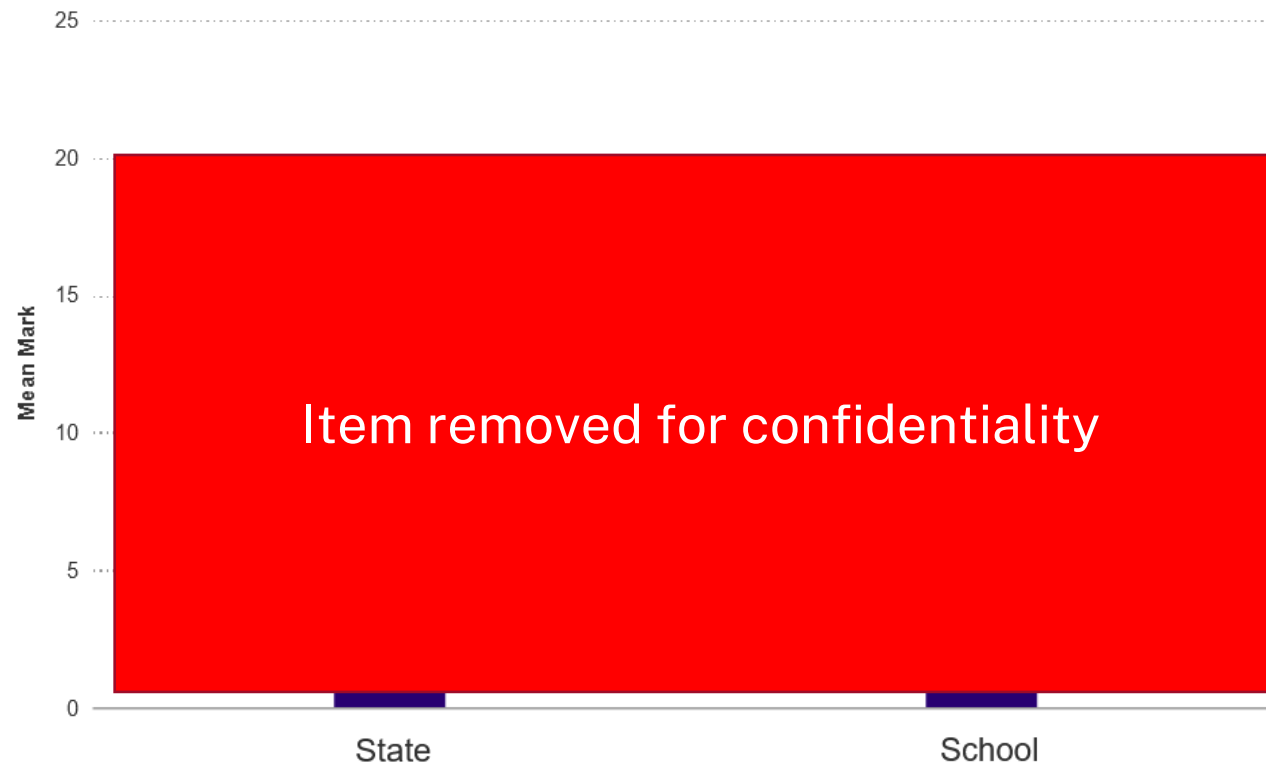
[previous](#)

[next](#)

Or click [combine questions](#)

Item Analysis - Legal Studies

Question : 30a



2022

Higher School Certificate

[open in window](#)

Legal Studies (15220)

Chart Type2D Bar

Chart Size600 x 400

View TypeF.D.

Select a question:30a

[previous](#) | [next](#)

Item Analysis - Legal Studies Frequency Distribution

Question : 30a



RAP Show Student Question Mark Details

Legal Studies 2 unit (15220)

30a

Mark: 20.00

Student Number	Name
12345678	Surname, First name

Options comparisons

RAP Item Analysis

Help

Site map

Log off

2022

Higher School Certificate

open in window

Legal Studies (15220)

Chart Type

2D Bar

Chart Size

600 x 400

View Type

Mean

Select a question:

28a

previous

next

Or click combine questions

combine questions

Select Questions

☐ 24

☐ 25

☐ 26a

☐ 26b

☐ 27a

☐ 27b

☒ 28a

☒ 28b

☐ 29a

☐ 29b

☐ 30

Ok

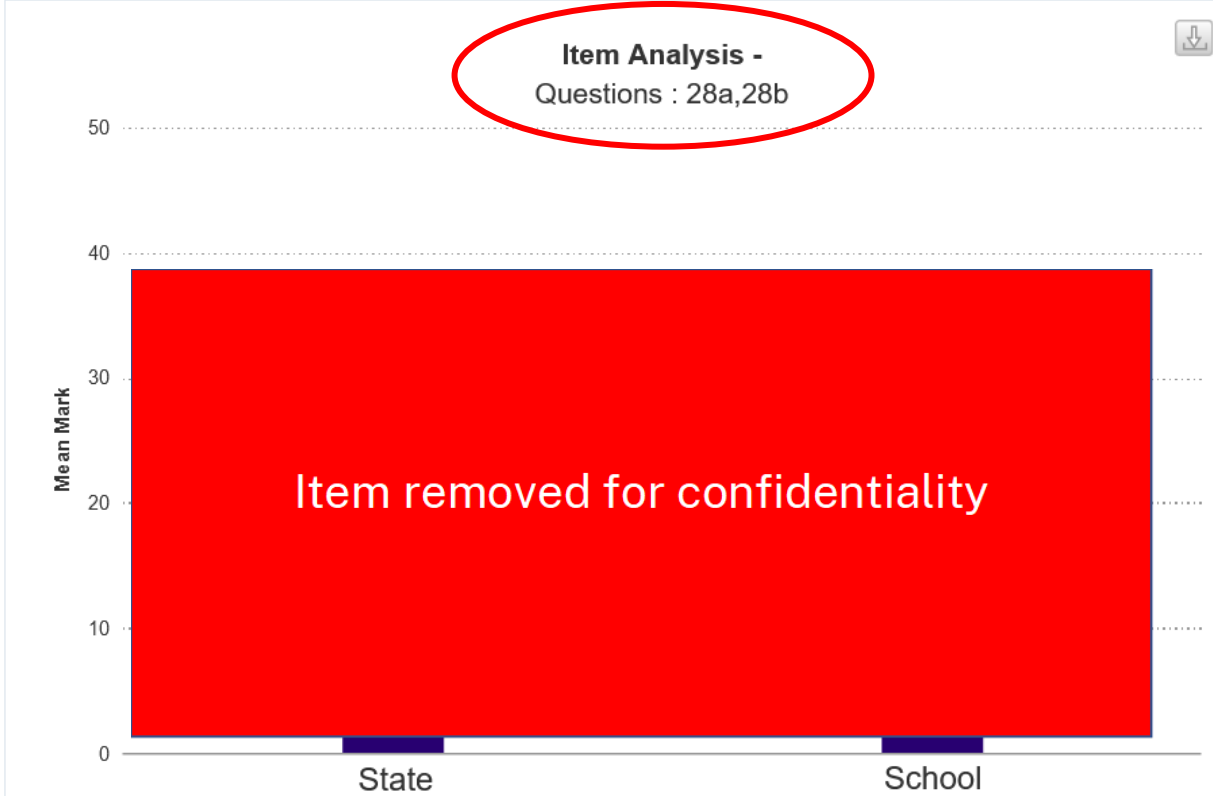
Cancel

Options comparisons

RAP Item Analysis

2022 ▾ Higher School Certificate ▾
Legal Studies (15220) ▾

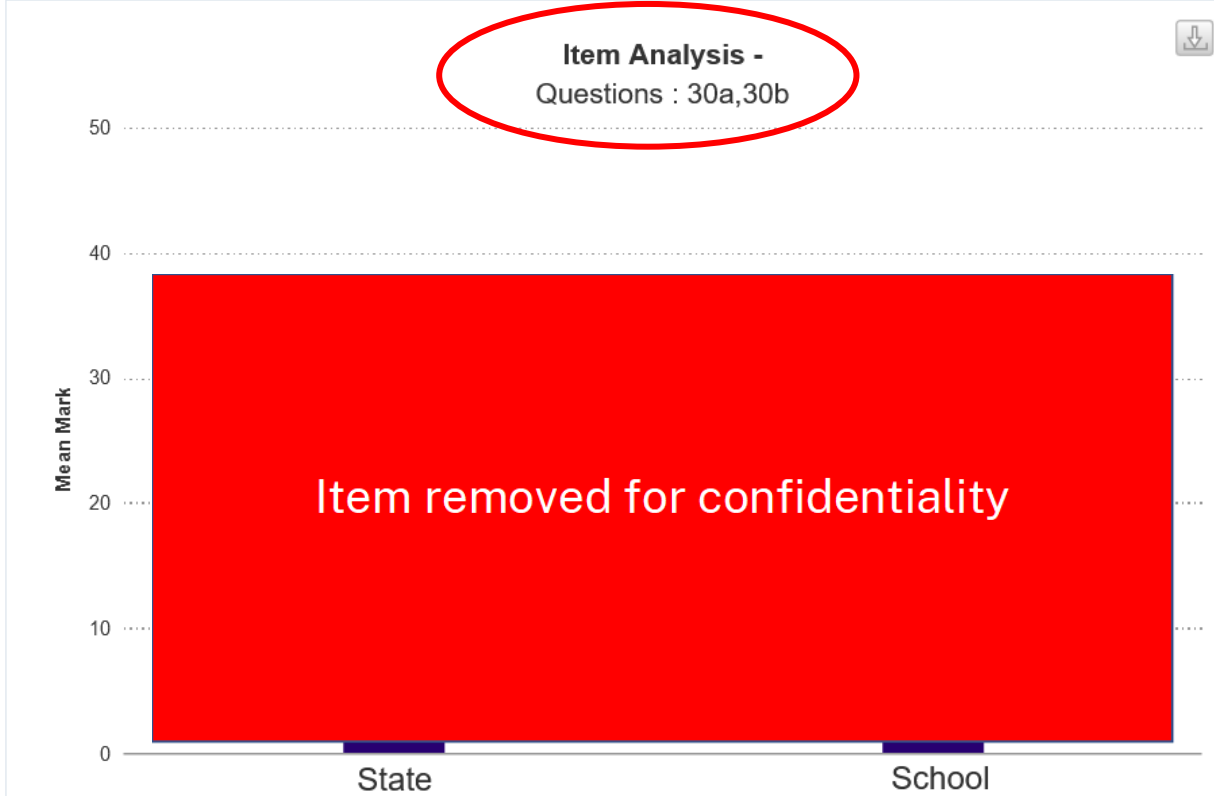
Chart Type 2D Bar ▾ Chart Size 600 x 400 ▾ View Type Mean ▾



RAP Item Analysis

2022 ▾ Higher School Certificate ▾ All students ▾
Legal Studies (15220) ▾

Chart Type 2D Bar ▾ Chart Size 600 x 400 ▾ View Type Mean ▾



Areas to consider in your own school context

1. What were the first and last topics completed?
How are concepts ordered? Is this based on student needs?
2. Is absenteeism an issue after the Trial HSC exams?
If so, is there a program to retain students?
3. Were there differences in students achievement in the options?
Was this an issue in other courses?
4. Is literacy an issue? Is there a whole school literacy focus?

Areas to consider in your own school context

5. Are the Preliminary concepts being revisited?
Is student knowledge being assumed?
6. Do your students understand how the HSC mark is calculated?
Do they understand the need for continual improvement?

How is the HSC mark calculated?



HSC

Assessment Mark
50%

Moderation

School submits
assessment marks

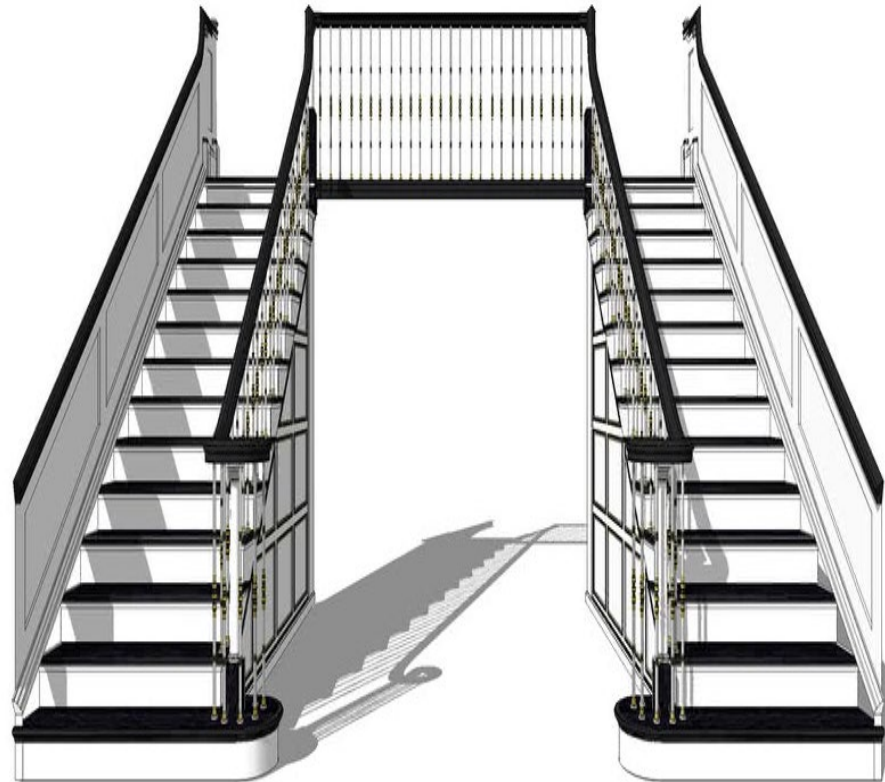
Student completes
school assessments

Exam Mark
50%

Exam marks aligned to
Standards
(performance band descriptions and
standards materials)

HSC marking

Student completes
HSC exam



Understanding the learning strengths and needs of your students



Understand the literacy context at your school

Question 25 (15 marks)

The following comment was made about a proposal to raise the age of criminal responsibility in New South Wales.

Due to copyright restrictions, this material cannot be displayed until permission has been obtained.

Assess the effectiveness of criminal law reform in balancing individual rights and community interests. In your answer, refer to the above stimulus and other examples.

Understand the literacy context at your school

RAP Item Analysis

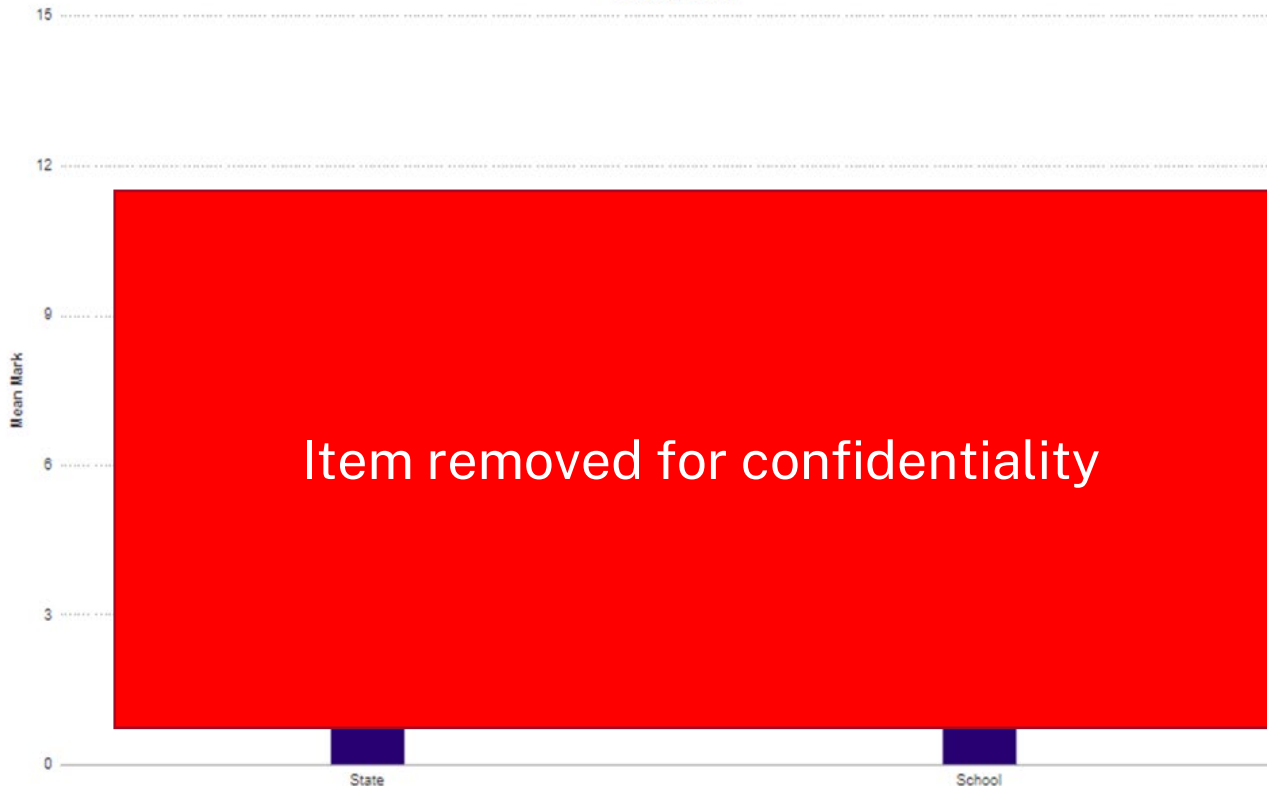
2022 Higher School Certificate All students

Legal Studies (15220)

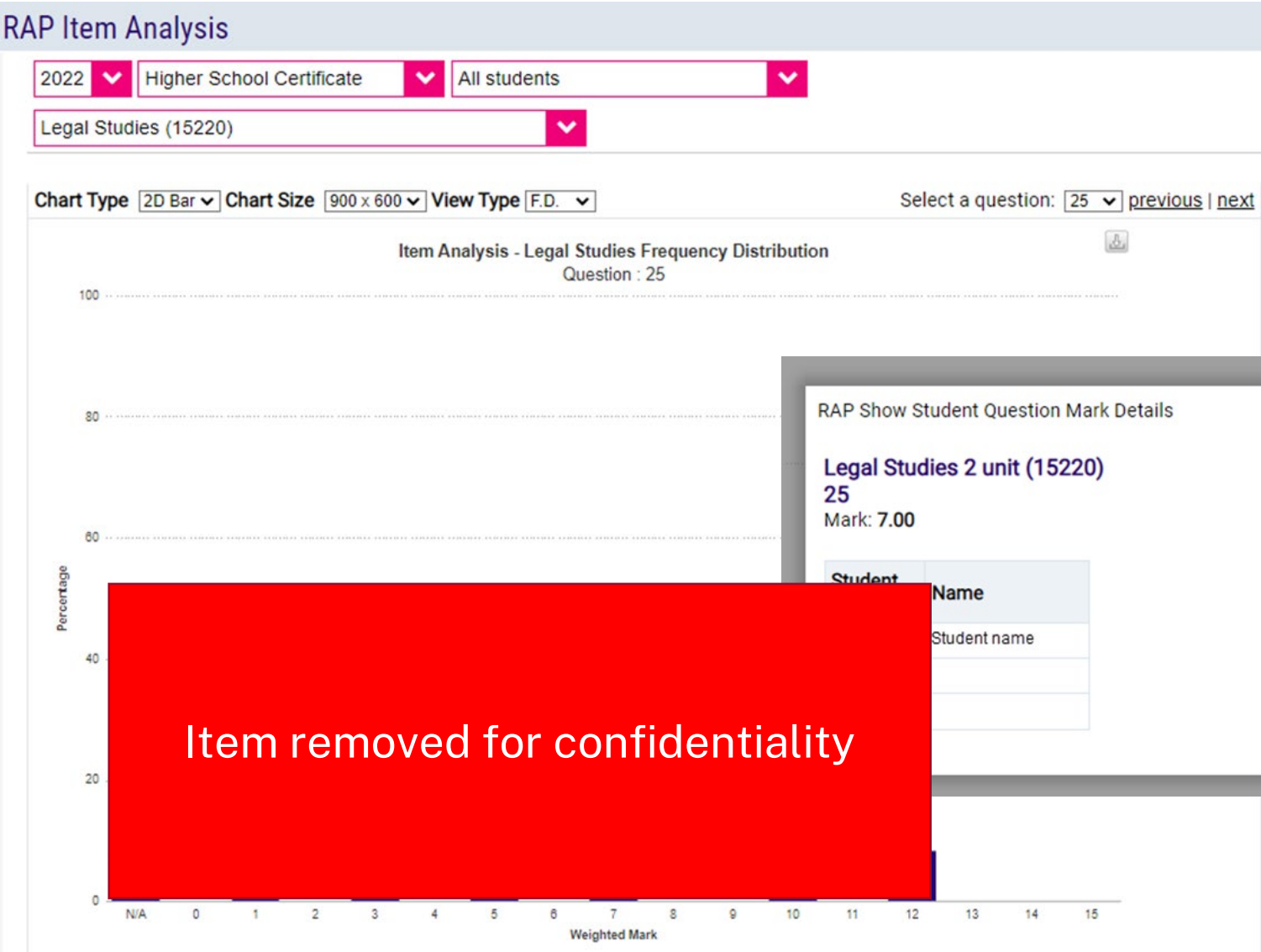
Chart Type Chart Size View Type

Select a question: [previous](#) | [next](#)
Or click [combine questions](#)

Item Analysis - Legal Studies
Question : 25



Understand the literacy context at your school



Understand the literacy context at your school

Question 25

In better responses, students were able to:

- provide **clearly reasoned** judgements that **articulate** the balancing of individual rights and community interests as relevant to the content addressed
- make a **clear judgement** supported by a range of legislation, cases, media, international instruments and documents
- **engage** with the concept of law reform as a mechanism of/or need for change
- **demonstrate knowledge** of law reform through reference to appropriate examples regarding the consideration of individual rights and community interests and the tensions that may exist with change.

Areas for students to improve include:

- ensuring the response includes **examples** of criminal law reform and the balancing of individual rights and community interests
- **linking** the response to the stimulus and the question
- **strengthening the reason or justification** for the judgement regarding criminal law reform balancing individual rights and community interests.

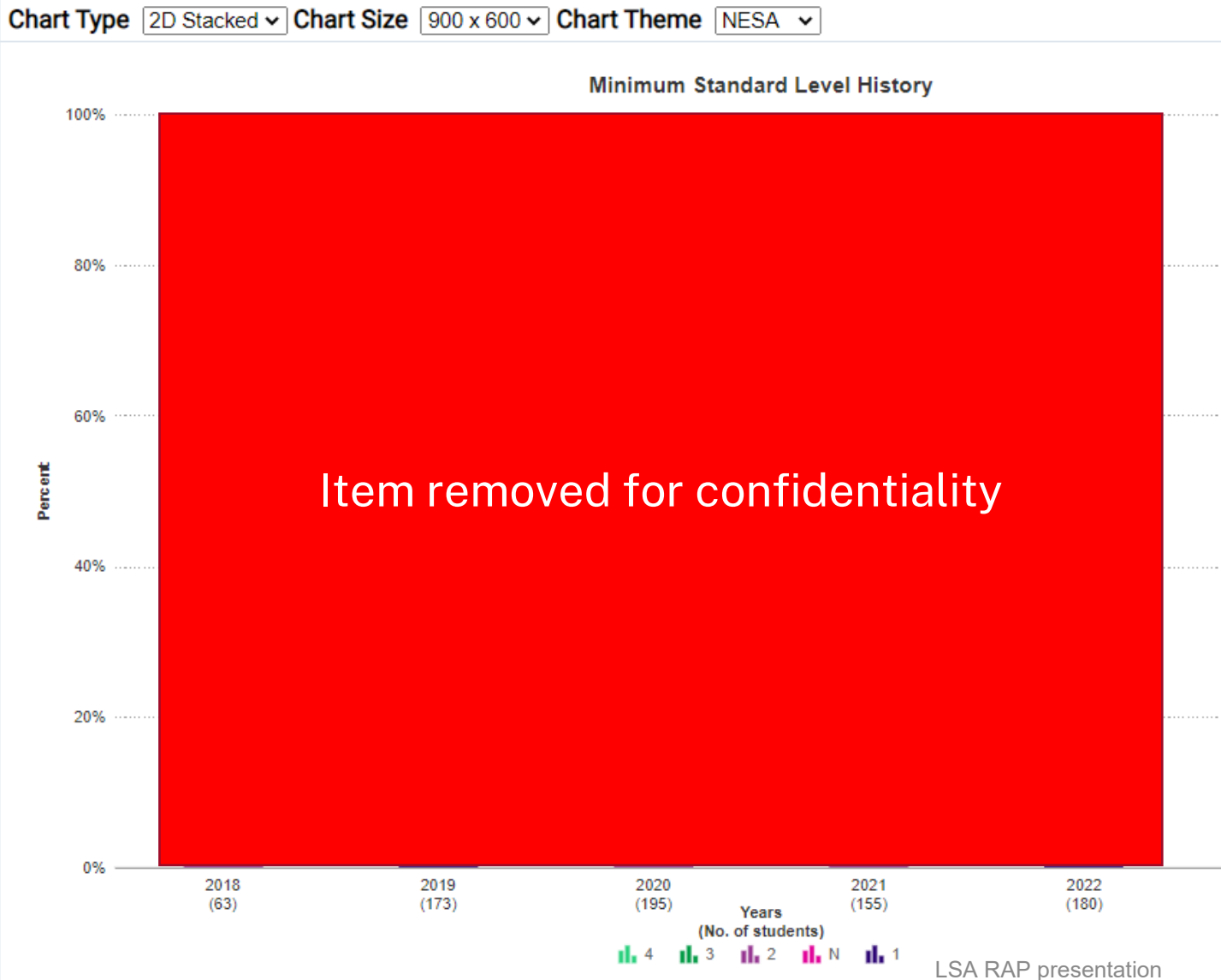
Understanding the literacy needs of your students

Minimum Standard Level History

Stage 5 (Year 10)

Both

Writing



Thank you

Monica Craft

monica.craft@nesa.nsw.edu.au

Joanne McFarland

joanne.mcfarland@nesa.nsw.edu.au

Liesl Williamson

liesl.williamson@nesa.nsw.edu.au

QC@nesa.nsw.edu.au
